

Fisheries Quota Trading Service Guide

This guide has been developed to assist Fishery Licence Holders on how to use the Online Fisheries Transfer Quota Service. The Quota Trading service is exclusively available to commercial licence holders.

CONTENTS

1.	Register for a myPIRSA account	2
2.	Applying for the Quota Trading Service	2
3.	Launching the Quota Trading Service	2
4.	Add new public / private listing	3
5.	Advertisements Archived	5
6.	Delete An Advertisement	5
7.	Private Advertisements	5
	a) Private Offer Creation	5
	b) Licence Holder (Buyer) Reviews Advertisement	5
	c) Transfer Completion:	6
	d) Timeframes.....	6
8.	Public Advertisements	6
	a) Licence Holder (Buyer) Places an Offer as a Public Listing.....	7
	b) Licence Holder (Seller) Reviews Offer	7
	c) Licence Holder (Buyer) Reviews Advertisement / Application Payment is made	7
	d) Transfer Completion:	7
	e) Timeframes.....	7



1. Register for a myPIRSA account

Before you can access the Quota Trading Service, you must register for a myPIRSA account. If you already have a myPIRSA account, please proceed to section 2 below.

If you haven't registered for a myPIRSA account before, please refer to the instructions on the [myPIRSA Portal help page](#) on the PIRSA website.

2. Applying for the Quota Trading Service

Follow the steps below to apply for the Quota Trading Service:

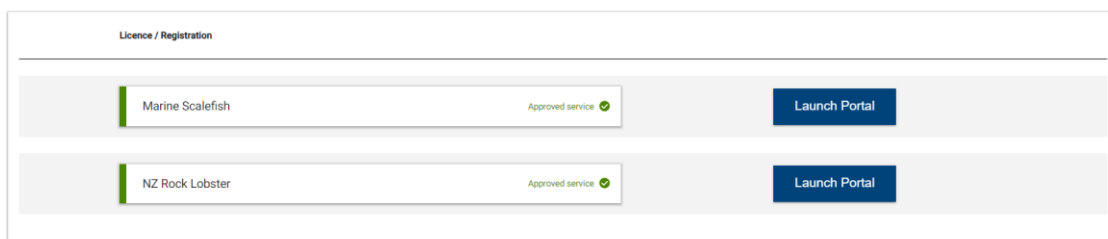
- Login to myPIRSA Portal using your account details (email address and password). If you are not registered to use myPIRSA, please refer to step 1 above.
- Once logged in to myPIRSA, type 'Quota Trading' in the search bar at the top of the page and select the 'Quota Trading Service'.
- Select Apply for this Service and select Submit. This service will be placed in Pending Approval status, up until Fisheries and Aquaculture have reviewed your request and approved the service. Once approved an email will be sent to your myPIRSA email address to advise that you have been approved access to use the Quota Trading Service.

3. Launching the Quota Trading Service

- Once you have been approved to use the Quota Trading Service and you have logged onto myPIRSA, select the Quota Trading Service. Now that the service has been approved, you'll be presented with the Fishery sector that you are registered against as an active Licence Holder or Company Director.

← Quota Trading Service

This service may only be used by licence holders to support public and private arrangements to buy and sell individual transferable quota either temporarily or permanently.



The screenshot shows a table with two rows of service options. Each row includes a fishery name, a status indicator, and a 'Launch Portal' button.

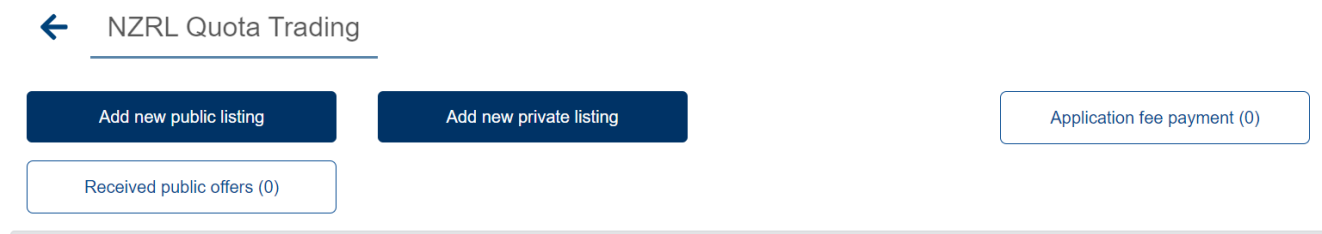
Licence / Registration		
Marine Scalefish	Approved service ✓	Launch Portal
NZ Rock Lobster	Approved service ✓	Launch Portal

- Select the Launch Portal button or relevant Fishery that you wish to access. The page will be re-directed to the Main Listings page for that Fishery where you can:
 - Read general information pertaining to the Fishery.
 - See Private and Public Advertisements of Quota Transfers (if placed)
 - Filter on **Offer Type** - Private / Public Advertisements
 - Filter on **Type of transfer** - Permanent / Temporary Transfers
 - Filter on **Entitlement/s** relevant for that Fishery (if applicable)
 - See the total number of Advertisements placed that are either available or pending.

- If there are more than eight advertisements, the Next and Previous buttons will be available to navigate between pages and advertisements.

4. Add new public / private listing

To place either a Public or Private Advertisement, select “Add new public listing” or “Add new private listing” button at the top of the screen.



Where there are drop down lists available on the New quota listing page, you’ll find a selection of applicable licences and entitlements available for you to choose from. If the advertisement is designated as ‘Private’, only the seller and the nominated buyer licence holder will have visibility to act upon that licence.

All fields that are marked with an Asterix ‘*’, are mandatory and must be filled in to place an Advertisement.

Transfer Type	Nominate whether the transfer is Temporary or Permanent
Seller Licence	A drop down list of applicable licences that is recorded against you as a Licence Holder or a Director of a Company that is a Licence Holder
Offer Type	Nominate whether the transfer is Public or Private <ul style="list-style-type: none"> • Private Offer : Only the seller and buyer will have access to see this Advertisement. • Public Offer: Advertisement is then available to view by all Licence Holders of the relevant Fishery to place an offer.
Buyer Licence	This is only shown if Private Offer is selected, and a list of all available licences for that Fishery sector will be displayed in the drop-down list.
Entitlement & Units	The quota that can be transferred will be specific to each Fishery based on what is available against the nominated licence and entitlement.
Contact Details	Licence holder can nominate the best contact method regarding this advertisement.
Total Price	The total cost of the transfer between the Seller and Buyer.
Additional Comments	Any other relevant information that you wish to provide relating to the Advertisement.

After reading and agreeing to the applicable Terms and Conditions relevant to the Advertisement, the Save button becomes active. Once the Save button has been selected a pop-up message will be displayed to advise either:

- **Success:** There is sufficient quota, and your Advertisement will be listed on the main listings page for that Fishery.
- **Error:** The quota entered is not available against that licence and entitlement. You'll need to correct this to place your Advertisement.

New quota trading listing

Fishery sector

NZ Rock Lobster

Transfer Type*

Seller Licence*

Offer Type*

Buyer Licence*

Region*

If you wish to transfer to more than one region of quota (between Inner/Outer), a separate listing must be completed for each

Contact details*

This information will be displayed for purchasers so they can contact you regarding your quota

Phone number or e-mail address

Number of units*

Number of pots

Total price*

Additional Comments

Any further information regarding your ad

I acknowledge that any financial transactions relating to this transfer are the sole responsibility of myself and the purchaser/seller. PIRSA holds no responsibility for financial arrangements in relation to the sale of quota.*

I acknowledge that the purchase / sale of this quota does not involve the transfer of any gear or devices (excluding pots). I am aware that I am only permitted to use the type and number of devices currently registered on my licence.*

I hereby declare that this application is to the best of my knowledge and belief true and accurate. I know that this information is to be used for the purpose of the administration of the Fisheries Management Act 2007 and if it is false or misleading in a material particular (whether by reason of inclusion or omission of any particular) I may be guilty of an offence.*

- The minimum pot holding is 20 pots. However, you may temporarily transfer below this pot holding. If you make an application that results in the number of pots endorsed on your licence being temporarily less than 20 pots, you are not permitted to undertake any fishing activity pursuant to your licence or transfer quota. In addition to above:
- To fish for Rock Lobster, the minimum quota holding is 320 units in the Region you will fish for Rock Lobster.
- To fish for species other than Rock Lobster / retain them as by-catch (in either Region), the minimum quota holding is 320 Inner Region units.
- If you want to transfer some units or pots permanently and some units or pots temporarily, you will need to complete two separate forms.
- The maximum pot holding is 100 pots.
- Quota entitlements can be transferred in whole uncaught units only.
- Quota entitlements should not be fished until you have received written confirmation that the entitlements have been endorsed on the licence.
- Units and Pots can be done on one listing and if wanting transfer of Inner and Outer Region needs to be done on a separate quota listing.
- Cannot transfer over catch quota.
- Final approval of the transfer application will be determined by PIRSA once the application request has been submitted by both the seller and buyer, and the transfer application fee has been paid.
- Any financial arrangements associated with this transaction are the sole responsibility of the seller and buyer. PIRSA will not be involved with any monetary transactions in relation to the sale of quota.
- Quota entitlements should not be fished until you have received written confirmation that the entitlements have been endorsed on the licence.
- Transfer of quota will not alter the annual licence fees that apply. Your fees will not be recalculated. You will be charged the full licence fee, including any outstanding instalments for the remainder of the year. Licence holders should consider these fees when negotiating the transfer price of the quota.
- If you require further information please contact PIRSA Fisheries & Aquaculture on (08) 6207 5332 or email PIRSA.FisheriesLicensing@sa.gov.au

Cancel

Save

5. Advertisements Archived

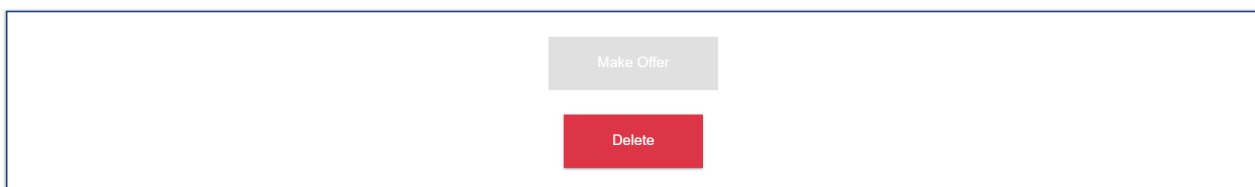
If a Licence Holder has not received an offer on a Public Ad within eight weeks, the advertisement will be archived and will no longer be available.

6. Delete An Advertisement

The Licence holder who placed an Advertisement can only delete an advertisement by selecting the Advertisement from the main listings page and then select Delete.

← Western Zone Abalone - Greenlip


Transfer type: Permanent
Post date: 06/05/2024
Licence holder: Smith, James
Contact details: 5243698741
Offer type: Public
Quota: 9.00 units
Total price: \$19.75



7. Private Advertisements

Private Advertisements are identified by the green Private ribbon associated with the Advertisement and visible across the top right hand corner of the advertisement.

***Please note*:** Multiple species transfers / or regions, may be submitted on the same private transfer advertisement, however, a separate fee will be charged for **each** individual species / region transfer of quota entitlement.

NZ Rock Lobster Outer
Region 

a) Private Offer Creation

- When a private offer is created, the Licence Holder (Buyer) will receive an email notifying them that there is a Private Transfer for their review. The email they receive will have a link to the myPIRSA portal. The buyer will then need to log in to myPIRSA and access the Quota Trading Service to review the application. It is recommended that the Licence Holders are in discussion prior to placing a Private Advertisement.

b) Licence Holder (Buyer) Reviews Advertisement

- Once logged into the Quota Transfer service, the Licence Holder (Buyer) will see the Private Advertisement on their main listings page. By selecting the Private Advertisement, the page is redirected to show a summary of the transfer. The Licence Holder can then decide to:

- **Accept the Transfer** - To accept the offer, read and accept the Terms and conditions relevant to the Advertisement and Select Accept. A pop-up message will appear to confirm that you wish to accept the offer. Select Proceed to payment, and the page will be redirected to the payment page.
 - **Reject the Transfer** – If the transfer is cancelled, the Advertisement is deleted. The Licence Holder (Seller) will receive an email with subject *Private quota transfer offer declined*.
- If the offer has been Accepted, the application payment must be made by either Visa or Mastercard. Upon successful payment, the transfer request is forwarded to the Fisheries and Aquaculture Licensing team for review and approval.

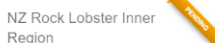
c) Transfer Completion:

- The transfer is not considered complete until it has been approved by the Fisheries and Aquaculture Licensing team.
- The Seller and Buyer will both be notified by email.
 - When the transfer has been approved with a current copy of the Entitlement register or
 - When the transfer has been rejected, with a reason why the transfer was declined.

d) Timeframes

- The Licence Holder (buyer) has up to **five** days to accept the transfer offer, if the offer has not been accepted within this timeframe the transfer is deleted.
- Once the Licence Holder (buyer) has accepted the transfer, they have **four** days to make the application payment. If no payment has been made within this timeframe, the transfer will be deleted.

8. Public Advertisements



A Public Advertisement is available to all Licence Holders for the relevant Fishery and the status is not Pending or Private.

a) Licence Holder (Buyer) Places an Offer as a Public Listing

- When a public offer is created, it is visible to all Licence holders for that Fishery on the listings page for buyers to make an offer.
- To place an Offer on a Public Listing, select the Advertisement and select Make Offer. The page is redirected to the Complete Offer page. To place an offer, the licence holder must nominate an applicable licence to transfer quota against, read and accept all terms and conditions and then Select Make Offer button. A pop-up message is displayed to advise that an offer was successfully made.
- On the main listing page, the Advertisement is now marked as Pending, and other Licence Holders will not be able to place an offer while it's pending.
- The Seller then receives an email that an Offer has been placed.

b) Licence Holder (Seller) Reviews Offer

- The Licence Holder (Seller) will receive an email notifying them that there is an offer. The email they receive will have a link to the myPIRSA portal. Once logged onto myPIRSA, the Licence Holder will be directed to the transfer details for review. Should the Licence Holder log onto myPIRSA without the link, all offers will be placed in the Received public offers section. By selecting this section, the page is redirected to show the history of all offers, both active and completed.

Received public offers (0)

- Select an Active Offer and the page is redirected to display the Offer details of the Advertisement where the Seller can:
 - **Accept the Offer** – Buyer is emailed that the Offer has been accepted.
 - **Declines the Offer** – The Advertisement is relisted, and Buyer is advised that the Offer was not accepted.

c) Licence Holder (Buyer) Reviews Advertisement / Application Payment is made

- Once the Seller has approved the Offer, the Buyer can finalise the transfer and pay the Quota Transfer application fee. By selecting the Application fee payment section, the page is redirected to show the history of offers, both active and complete

Application fee payment (0)

- Select an Active post in which payment has yet to be paid.
 - **Accept the Transfer** – Buyer is required to make the application fee payment. The Seller is advised once payment has been made.
 - **Reject the Transfer** – The transfer is cancelled, and the offer is relisted and available to all Licence Holders to review. The Seller is advised that the transfer has been cancelled.
- If the application is accepted, the buyer is required to pay the Quota Transfer application fee. A record of this tax invoice is emailed to the buyer, once successfully processed.
- Fisheries and Aquaculture Licensing team are then advised that there is a transfer application to review.

d) Transfer Completion:

- The transfer is not considered complete until it has been approved by Fisheries and Aquaculture Licensing Team.
- The Seller and Buyer will be notified by email.
 - When the transfer has been approved with a current copy of the Entitlement register or
 - When the transfer has been rejected, with a reason why the transfer was declined. The Advertisement is relisted.

e) Timeframes

- Once accepted, the buyer has **four** days to make the application payment. If no payment has been made within this time, the transfer will be relisted. Both the seller and buyer licence holders are advised that the transfer has been relisted.