



Northern Zone Rock Lobster Fishery

Electronic Reporting Guide for Commercial Fishing

The Northern Zone Rock Lobster fishery is transitioning to electronic reporting for all Catch Disposal Records and Catch & Effort Logbook reporting. This guide provides important details about submitting these reports.



Contents

How to use.....	3
Overview	3
Getting started.....	3
Submitting an electronic Trip Report	6
NZ Rock Lobster – 1. Start Trip	6
NZ Rock Lobster – 2. Daily/C&E Report	8
NZ Rock Lobster – 3. Prior to Unload Report.....	11
NZ Rock Lobster – 4. Land Take Home Rock Lobster.....	12
NZ Rock Lobster – 5. Unload Report.....	14
Submitting offline	18
Other Functions	21
eCatch	21
About eCatch.....	21
Access to eCatch (Digital Reporting) Service	21
eCatch online reporting system	22
Additional eCatch Functionality	28
Attachment A	35

How to use

Overview

A digital platform has been built for the NZRL fishery. Fishers now have the ability to submit an eCDR and C&E logbook reports via the Commercial Fishing SA App or directly through the myPIRSA portal using the eCatch (Digital reporting) service.

Once a fisher submits these reports the data will go directly in eCatch which is essentially an external data store that fishers can access. Fishers also have the ability to edit their reports if required through the myPIRSA portal using the eCatch (Digital reporting) service.

eCatch is also the link between online data and the PIRSA Fisheries databases.

PIRSA databases manage eCDRs where quota is decremented and where logbook data is captured.

Licence holders must ensure all masters are registered and endorsed on their licence.

Licence holders can download the 'Application to change registration of a master' form on the PIRSA website to register or change masters.

All fishers submitting electronic reports must do so using their own login credentials for the Commercial Fishing SA app.

To use the Commercial Fishing SA app, fishers (licence holders and masters) must first register to use the app.

Getting started

PIN

If you are a first time user you will need to call Fishwatch on [1800 065 522](tel:1800065522) and advise that you require a PIN for your Commercial Fishing SA app to submit eCDR's.

If you already have a PIN for other fishery licences you can use the same PIN number. Please contact FISHWATCH on [1800 065 522](tel:1800065522) and tell them the PIN number you wish to use for the additional licence.

The Fishwatch call centre operator will then verify the licence number/s and details. Please note these voice calls are recorded.

Download and install the app

If not already installed the Commercial Fishing SA app is available for iPhone and Android.



Device requirements

- Apple iOS devices (iPhone, iPad and iPod touch) – requires iOS 13 or later.
- Android devices – requires Android version 6.0 and up.

Enter your details

Open the app by tapping this icon on your device:



For first use you will need to add your licence details.

Enter your licence number and the PIN and then select '+ Add new' button.

If you already are using the app you can select '+ Add new' button to add another licence

A screenshot of the 'Add new' screen in the Commercial Fishing SA app. The screen has a dark blue header with the text 'Commercial Fishing SA'. Below the header, there are two input fields: 'Licence number' with the placeholder text 'Enter Licence number', and 'PIN' with the placeholder text 'Enter PIN'. At the bottom of the form is a blue button with a white plus sign and the text 'Add new'.

Future use of the app will not require your licence number details as this will be retained and if you have multiple licences they will be visible on the drop-down menu to select.

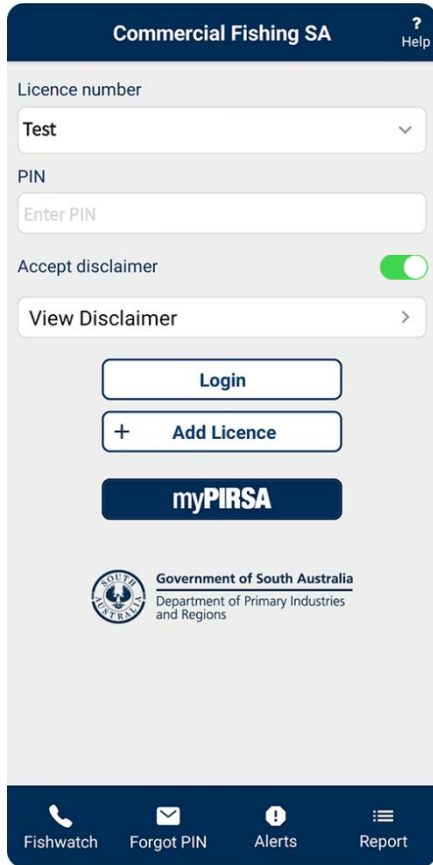
Your licence and details will be added to the app.

A screenshot of the login screen in the Commercial Fishing SA app. The screen has a dark blue header with the text 'Commercial Fishing SA' and a 'Help' icon. Below the header, there are three input fields: 'Licence number' with a dropdown menu showing 'Select Licence', 'PIN' with the placeholder text 'Enter PIN', and 'Accept disclaimer' with a green toggle switch. Below the input fields is a blue button with the text 'View Disclaimer' and a right-pointing arrow. At the bottom of the form are two buttons: a blue button with the text 'Login' and a blue button with a white plus sign and the text 'Add Licence'. At the very bottom is a dark blue button with the text 'myPIRSA' in white.

Enter your 4 digit PIN again.

Accept the disclaimer to use the app, by sliding button to the right (you only need to accept for first use)

Click the Login' button.



Submitting an electronic Trip Report

NZRL fishers must submit a mandatory catch disposal record and C&E Log report, that can be completed through the Commercial Fishing SA app.

A trip comprises the following reports, Refer Attachment A.

- NZ Rock Lobster – 1. Start Trip
- NZ Rock Lobster – 2. Daily/C&E Report
- NZ Rock Lobster – 3. Prior to Unload Report
- NZ Rock Lobster – 4. Land Take Home Rock Lobster
- NZ Rock Lobster – 5. Unload Report

Commencing Your Trip

NZ Rock Lobster – 1. Start Trip

Select Report NZ Rock Lobster – 1. Start Trip

Licence number *

TestN106

Master Name *

Test2 eCDR

Telephone *

0412345678

Report Title *

NZ Rock Lobster – 1. Start Trip

NEXT →

Then tap **'Next'** (The app will remember select details for future use)

Vessel *

N/A

Are you using WA Batten Pots? *

Please select

Main Bait Used *

Please select

Area of Fishing *

Please select

Carried over from previous Trip *

Please select

Will fishing occur before unload? *

Please select

NEXT →

Fill Report

Then fill out all the required fields on the next screen with your trip details. Then Select **'Next'**

Summary

Report Title	NZ Rock Lobster - 1. Start Trip
Licence number	TestN106
Master Name	Test2 eCDR
Telephone	0412345678
Date & Time Submit	October 15th 2024, 9:48:38 am
Vessel	Simply the best
Are you using WA Batten Pots?	Yes
Main Bait Used	Jack Mackerel
Area of Fishing	Outer Region
Carried over from previous Trip	No
Will fishing occur before unload?	Yes

CONFIRM AND SUBMIT

Check the Summary page that you have entered the right information. Note: once you submit the report you cannot change it from within the app. This can only be done through your myPIRSA eCatch (Digital Reporting) Service. Click on the back arrow button at the top to make any changes.

Select '**Confirm and Submit**' to submit your report.

Thank you, your NZ Rock Lobster – 1. Start Trip has been submitted, your report reference is N106241015A

This confirmation message will be displayed at the top of your screen (if in network coverage). You will no longer receive a confirmation text message.

Reference Number	N106241015A
Licence number	TestN106
Master Name	Test2 eCDR
Telephone	0412345678
Date & Time Submit	October 15th 2024, 9:53:52 am

← Back to homepage

The eCDR number is your licence number, followed by the date as YYMMDD (year, month, day) and then a letter indicating the trips created that day – e.g. the eCDR number N106241015A is made up of the licence number N106, the date is 15 October 2024 and the letter A indicates it was the first start trip created that day.

Select "**Back to Homepage**" to return to the log in home screen to continue to next report.

NZ Rock Lobster – 2. Daily/C&E Report

Select the NZ Rock Lobster – 2. Daily/C&E report from drop down menu and select Next.

Licence number *
TestN106

Master Name *
Test2 eCDR

Telephone *
0412345678

Report Title *
NZ Rock Lobster - Daily/C&E Report

NEXT →

Trip ID *
Please select

Date *
19/11/2024

Area Code *
Please select

Depth Unit *
Metres

Depth *
Enter...

Soak Days *
Enter...

RL Taken *
Enter...

RL into Corf *
Enter...

Mortalities on Board/in Corf *
Enter...

Pot Lifts on Day *
Enter...

Number Undersize Returned *
Enter...

Mortalities in Pot *
Enter...

Number Spawning Returned *
Enter...

Legal Returns (Size) (kg) *
Enter...

Number Legal Returns (Quality) *
Enter...

Number of Octopus *
Enter...

Est. kg Octopus *
Enter...

Did you retain Other Bycatch? *
Please select

Were there any Discard Species? *
Please select

Wildlife Interaction *
Please select

NEXT →

Fill Report

Then fill out all the required fields on the next screen with your catch details. Select the Trip ID that was created from your Start Trip report, which will appear at the top.

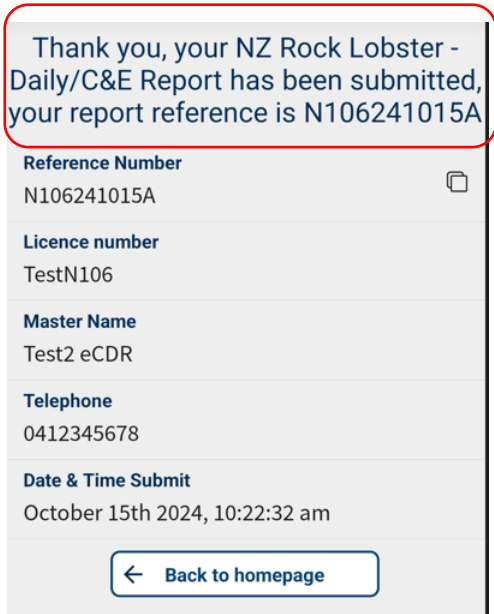
Report Title	NZ Rock Lobster - Daily/C&E Report
Licence number	TestN106
Master Name	Test2 eCDR
Telephone	0412345678
Date & Time Submit	October 15th 2024, 10:12:06 am
Trip ID	N106241015A
Date	15/10/2024
Area Code	13
Depth Unit	Metres
Depth	77
Soak Days	1
RL Taken	50
RL into Corf	0
Mortalities on Board/in Corf	0
Pot Lifts on Day	70
Number Undersize Returned	0
Pot Mortalities	0
Number Spawning Returned	1
Legal Returns (Size) (kg)	2
Number Legal Returns (Quality)	1
Number of Octopus	2
Est. kg Octopus	3
Did you retain Other Bycatch?	No
Were there any Discard Species?	No
Wildlife Interaction	No
Region of Fishing	Outer Region
CONFIRM AND SUBMIT	

Summary

Check on the Summary page that you have entered the right information.

Select '**Confirm and Submit**' to submit your report.

Once submitted, a confirmation message will appear at the top of your screen (if in network coverage).



Select "**Back to Homepage**" to return to the log in home screen to continue to next report.

NZ Rock Lobster – 3. Prior to Unload Report

Select the NZ Rock Lobster – 3. Prior to Unload Report from drop down menu and select Next

The screenshot shows a mobile application form for reporting unloading. It contains several input fields and toggle switches. The fields are: 'What port are you unloading at' (dropdown menu with 'Port Lincoln' selected), 'Estimated date of unloading' (calendar icon with '15/10/2024'), 'Estimated time of unloading' (clock icon with '10:29'), 'What Processor(s) will you be unloading to' (dropdown menu with 'FP0363 - eCDR Test15'), 'How many take-home lobsters are being landed' (text input with 'Enter...'), 'Number of Giant Crabs landed (max 5)' (text input with 'Enter...'), and 'Trip ID' (dropdown menu with 'Please select'). There are two toggle switches: 'Are you setting pots in another region before unloading your catch' and 'Are you unloading to more than one processor'. At the bottom is a 'NEXT' button with a right-pointing arrow.

Fill Report

Then fill out all the required fields on the next screen. Select the Trip ID that was created from your Start Trip report.

Select **Next**, then **'Confirm and Submit'** to submit your report.

NZ Rock Lobster – 4. Land Take Home Rock Lobster

Select the NZ Rock Lobster – 4. Land Take Home Rock Lobster report from drop down menu and select **Next**.

Licence number *

Master Name *

Telephone *

Report Title *

NEXT →

Trip ID *

Date and Time of Unload *

Location of Unload *

Take Home Qty *

NEXT →

Fill Report

Then fill out all the required fields on the next screen with your Take Home quantity and select next. Select the Trip ID that was created from your Start Report or most recent daily report in the list which will appear at the top. Then select **Next**.

Summary


Check on the Summary page that information is correct.

Report Title	NZ Rock Lobster – 4. Land Take Home Rock Lobster
Licence number	TestN106
Master Name	Test2 eCDR
Telephone	0412345678
Date & Time Submit	October 15th 2024, 1:23:59 pm
Trip ID	N106241015A
Date and Time of Unload	15/10/2024 13:19
Location of Unload	Port Lincoln
Take Home Qty	1
CONFIRM AND SUBMIT	

Select '**Confirm and Submit**' to submit your report.

Thank you, your NZ Rock Lobster – 4. Land Take Home Rock Lobster has been submitted, your report reference is N106241015A

Once submitted, a confirmation message will appear at the top of your screen (if in network coverage).

Reference Number	N106241015A 
Licence number	TestN106
Master Name	Test2 eCDR
Telephone	0412345678
Date & Time Submit	October 15th 2024, 1:25:30 pm
← Back to homepage	

Select "**Back to Homepage**" to return to the log in home screen to continue to next report.

NZ Rock Lobster – 5. Unload Report

Select the NZ Rock Lobster – 5. Unload Report from drop down menu and select Next.

Licence number *

Master Name *
Telephone *
Report Title *

NEXT →

Fill Report

Select your trip ID, totals from your daily reports and land take home reports will auto fill. Complete the required fields and then select **Next**.

Trip ID *
Please select

Total RL Taken *
Enter...

Total in Corf *
Enter...

Total Mortalities (on Board/In Corf) *
Enter...

Total Pot Lifts *
Enter...

Total RL (Carried Over + Current Trip - Mortalities) *
Enter...

Carried over to next CDR On Vessel *
Enter...

Carried Over to next CDR in Corf *
Enter...

Date and Time of Unload *
22/08/2024 10:19

Location of Unload *
Arno Bay

Processor *
FP0363 - eCDR Test15

No. of RL Consigned to Processor *
Enter...

No. of Bins *
Enter...

No. of Bins *
Enter...

Tag
#1

First Tag of series **Last Tag of series**
Enter... Enter...

Individual Tag
Enter...

ADD TAG SERIES

Summary of Take Home Qty *
Enter...

Giant Crab Qty *
Enter...

NEXT →

Report Title	NZ Rock Lobster – 5. Unload Report
Licence number	TestN106
Master Name	Test2 eCDR
Telephone	0412345678
Date & Time Submit	October 15th 2024, 1:32:19 pm
Trip ID	N106241015A
Total RL Taken	50
Total in Corf	0
Total Mortalities (on Board/In Corf)	0
Total Pot Lifts	70
Total RL (Carried Over + Current Trip - Mortalities)	50
Carried over to next CDR On Vessel	0
Carried Over to next CDR in Corf	0
Date and Time of Unload	15/10/2024 13:31
Location of Unload	Port Lincoln
Processor	FP0363 - eCDR Test15
No. of RL Consigned to Processor	49
No. of Bins	0
Summary of Take Home Qty	1
Giant Crab Qty	0
CONFIRM AND SUBMIT	


Summary

Check on the Summary page that you have entered the right information.

Select '**Confirm and Submit**' to submit your report.

Thank you, your NZ Rock Lobster – 5. Unload Report has been submitted, your report reference is N106241015A

Once submitted, a confirmation message will appear at the top of your screen (if in network coverage)

Reference Number N106241015A	
Licence number TestN106	
Master Name Test2 eCDR	
Telephone 0412345678	
Date & Time Submit October 15th 2024, 1:37:58 pm	
← Back to homepage	

Select “**Back to Homepage**” to return to the log in home screen.

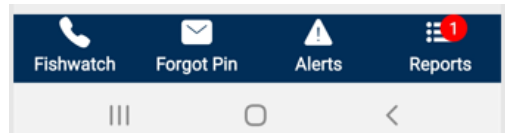
Submitting offline

If your device is offline, reports can still be submitted. You can still log into the app and select the report you wish to submit. When you submit your report, you will receive a message advising you that your device is offline and your report will be resent when the network is available. There is no need to resubmit the report – the report will automatically be sent when your device has network connectivity.



OFFLINE: Your report will be resent when network available

You can see the reports you have submitted through your mobile device by clicking on 'Reports', located at the bottom right-hand corner of the app. All reports you have submitted through the Commercial Fishing SA application will be listed on this page. Reports without a tick are 'Pending' and are yet to be received and will automatically be sent once the device has network coverage.



All reports you have submitted through the Commercial Fishing SA application will be listed on this page.

- Reports with this symbol indicate it is 'Pending' and awaiting network coverage to be sent.



A successfully submitted report has a 'tick' symbol next to it.

- If a report is **submitted offline with errors**, the following will pop up when back in network coverage






Offline report resent error

Error encountered while resending reports

Close

Go to your report list in the bottom right hand corner. Your report will be highlighted in red

 NZ Rock Lobster – 5. Unload Report > August 22nd 2024, 10:52:35 am
 NZ Rock Lobster – 2. Daily Report > August 22nd 2024, 10:50:54 am
 NZ Rock Lobster – 1. Start Trip > August 22nd 2024, 10:42:25 am

Click on the report and select **Edit**.

NZ Rock Lobster – 5. Unload Report report has errors

[EDIT](#)

Report Title
NZ Rock Lobster – 5. Unload Report

Licence number
Test

Master Name
test1 test

Telephone
0412345678

Date & Time Submit
August 22nd 2024, 10:52:35 am

Trip ID
N104240822B

Total RL Taken
60

Total in Corf
0

Your errors will be highlighted in red. Correct the details and resubmit.

Trip ID *
N104240822B

Total RL Taken *
60

Total in Corf *
0

Total Mortalities *
0

Total Pot Lifts *
100

Total RL (Carried Over + Current Trip - Mortalities) *
0

Total RL must be 60 as (= LastRLOnVessel + LastRLInCorf + RLTakenDaily - Total Mortalities)

Carried over to next CDR On Vessel *
0

Carried Over to next CDR in Corf *
0

Date and Time of Unload *
22/08/2024 10:51

Location of Unload *
Port Lincoln

Processor *
FP0363 - eCDR Test15

No. of RL Consigned to Processor *
60

No. of RL Consigned to Processor must be 58 as (total NumRLConsigned + TotalMortalities + LeftOnVessel + LeftInCorf + TakeHomeQty = TotalRL)

No. of Bins *
1

Tag

#1

First Tag of series Last Tag of series
Enter... Enter...

Individual Tag
Aj123456

Single Tag is not registered

ADD TAG SERIES

Summary of Take Home Qty *
2

Giant Crab Qty *
0

Please address all the errors before continuing. Errors are highlighted in red.

NEXT

Other Functions

- Add other licences – If you have multiple fishing licences you can add them by clicking on the '+ Add licence'. The app will store them for next time
- Delete licence – you can click on minus symbol next to your licence number in the licence list to delete the licence from the app
- myPIRSA portal link – Goes to the myPIRSA website
- Call icon – Call Fishwatch: 1800 065 522
- Forgot PIN – Your 4 digit PIN will be sent to your registered email account
- Alerts – Links to reference material for electronic reporting and other information about commercial fisheries
- Report – See your reports sent to PIRSA through the Commercial Fishing SA app which are stored on your device.
- Notifications: top right hand corner bell icon indicates when notifications are ready to be viewed.

eCatch

About eCatch

The eCatch web portal offers additional functionality than the Commercial Fishing SA app. eCatch is a web portal which is enabled for mobile devices and is used to store all the electronic reports submitted by a fisher. In addition, it can be used to submit electronic trip reports in lieu of the Commercial Fishing SA app.

eCatch offers the following additional functionality:

- reviewing your licence details
- quota balance details
- requesting edits to a submitted report
- reviewing all reports including your Commercial app and call reports

Access to eCatch (Digital Reporting) Service

Licence holders and registered masters who are endorsed on the licence can access eCatch. You can also nominate viewing access by a third party as an ebusiness contact if required. Once endorsed on licence to use eCatch, you must register via myPIRSA.

<https://mypirsa.pir.sa.gov.au/>

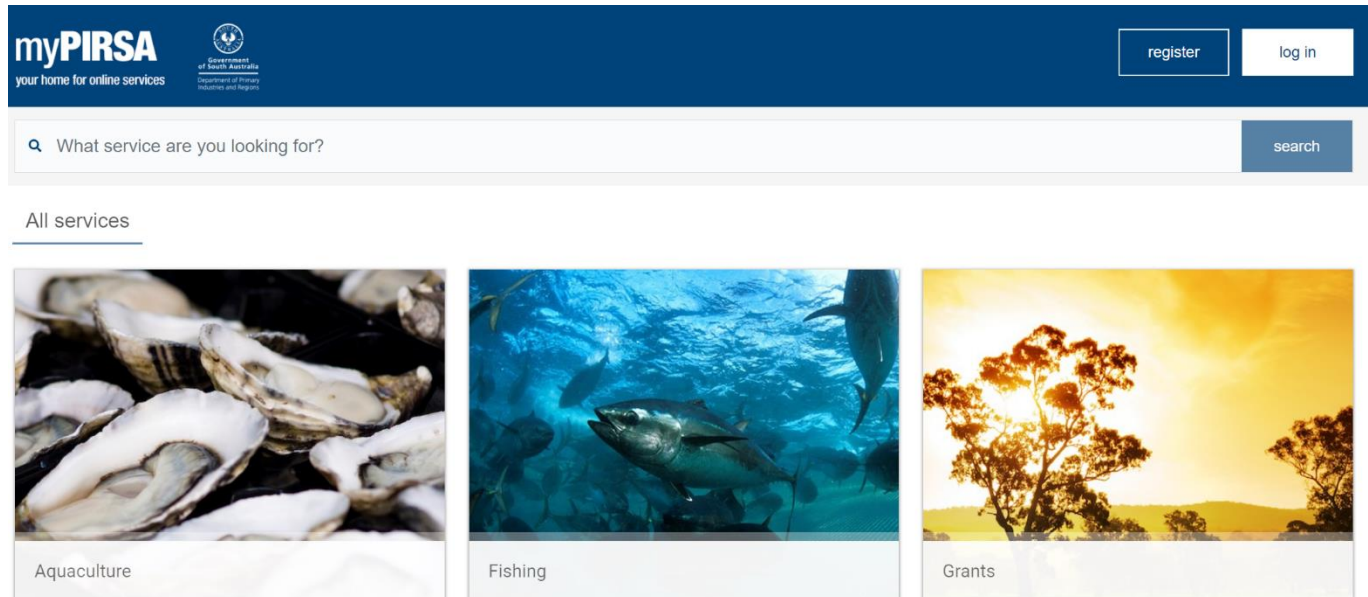
eCatch can only be accessed by logging in to the myPIRSA portal. You must be online to use myPIRSA and eCatch.

myPIRSA is the same platform you use to access your quota balance statements

eCatch online reporting system

Go to: <https://mypirsa.pir.sa.gov.au/>

Select log in and enter your user details and password.



myPIRSA
your home for online services

Government of South Australia
Department of Primary Industries and Regions

register log in

What service are you looking for? search

All services

Aquaculture

Fishing

Grants

Once the Fisher has accessed myPIRSA, select “Use an eCatch (Digital Reporting) service”:

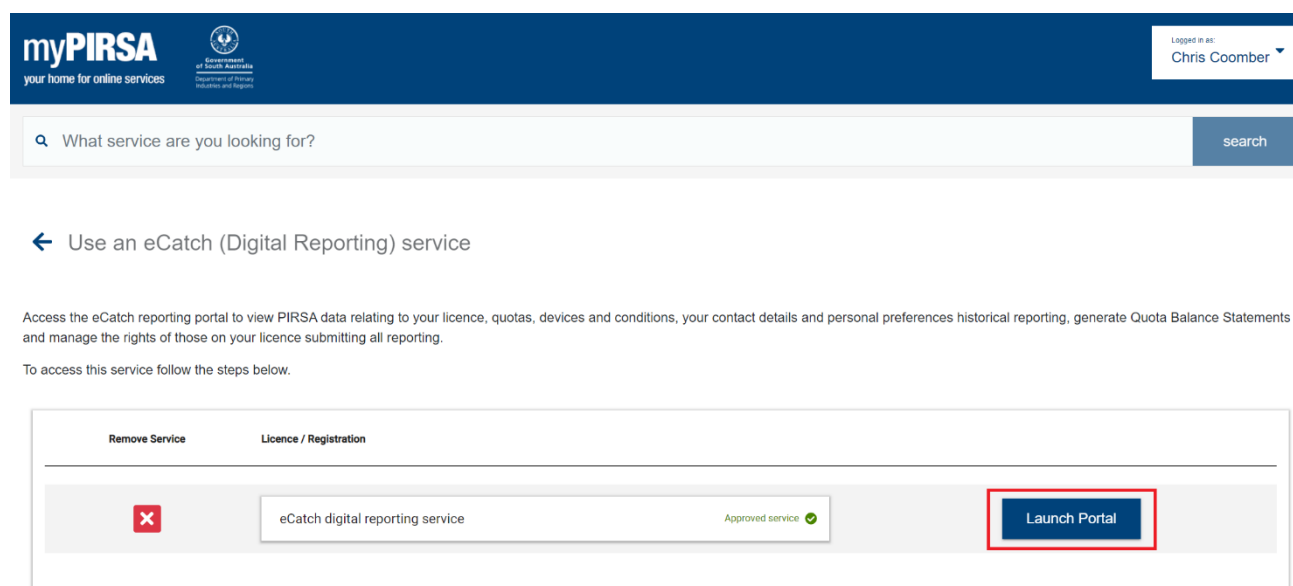
Use an eCatch (Digital Reporting) service

Access the eCatch reporting portal to view PIRSA data relating to your licence, quotas, devices and conditions, your contact details and personal preferences historical reporting, generate Quota ...



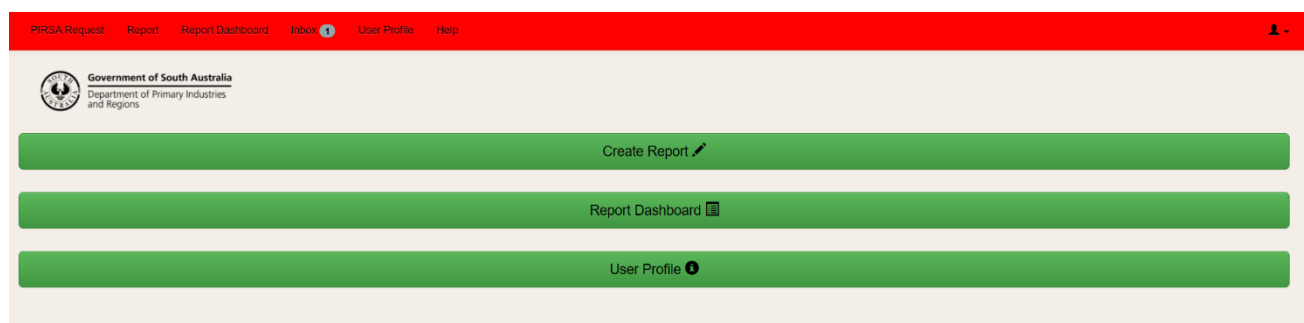
Approved service ✓

The following screen will appear:



Select “Launch Portal” highlighted in the red box within the above image.

You will be taken to the following page, you are now in PIRSA eCatch (please note this image is the testing version of PIRSA eCatch, you will see a green banner at the top):



You have multiple ways to enter electronic reports, this includes entry via the eCatch online portal (should you elect not to enter through the Commercial Fishing SA application). The eCatch portal offers additional functionality including the ability to review licence particulars, quota detail (inclusive balances), the ability to make a request to edit a submitted report and the ability to review all submitted reports inclusive Fishwatch App and Call reports.

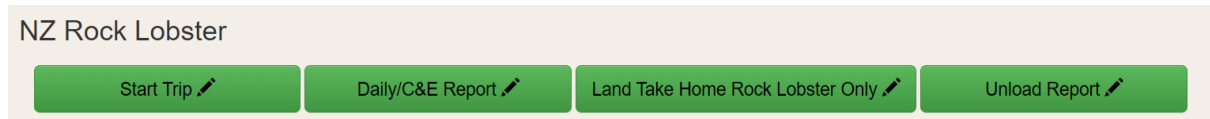
Submitting electronic reports directly in eCatch may be done by either selecting **Create Report** bar or selecting **Report** in the top banner.

OFFICIAL

Under the Fisher Reports header, select “NZ Rock Lobster”

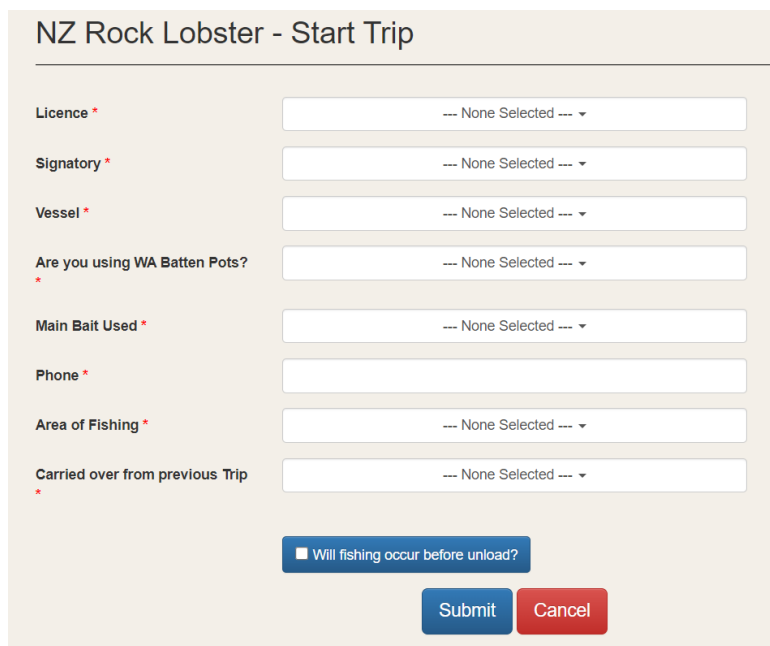


This will take you to the 4 reports available for entry (see image below)



Select the 1st report “Start Trip”

Enter required information. Once the form is complete the Fisher is to “Submit” the report. Should the Fisher make an error the change can be inputted prior to report submission. The Fisher has the option to “Cancel” the report if it was initiated in error.



NZ Rock Lobster - Start Trip

Licence *

Signatory *

Vessel *

Are you using WA Batten Pots? *

Main Bait Used *

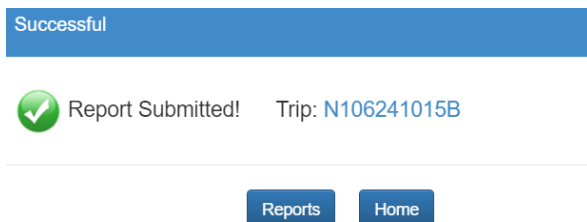
Phone *

Area of Fishing *

Carried over from previous Trip *

Will fishing occur before unload?





Once all required information is entered select submit.
This message will appear.



Once submitted then select reports to return to the reports menu to select next report.

Select the 2nd report “Daily/C&E Report”

NZ Rock Lobster


Start Trip  Daily/C&E Report  Land Take Home Rock Lobster Only  Unload Report 

Enter required information. Once the form is complete the Fisher is to “Submit” the report.

NZ Rock Lobster - Daily/C&E Report


Trip ID *	<input type="text" value="--- None Selected ---"/>
Date *	<input type="text" value="15-10-2024"/>
Area Code *	<input type="text" value="--- None Selected ---"/>
Depth Unit *	<input type="text" value="--- None Selected ---"/>
Depth *	<input type="text" value="0-500; integer"/>
Soak Days *	<input type="text" value="1-100; integer"/>
RL Taken *	<input type="text" value=">= 0; integer"/>
RL into Corf *	<input type="text" value=">= 0; integer"/>
Mortalities on Board/fin Corf *	<input type="text" value=">= 0; integer"/>
Pot Lifts on Day *	<input type="text" value="0-100; integer"/>
Number Undersize Returned *	<input type="text" value="0-1500; integer"/>
Pot Mortalities *	<input type="text" value="0-500; integer"/>
Number Spawning Returned *	<input type="text" value="0-999; integer"/>
Legal Returns (Size) (kg) *	<input type="text" value="0-500.00; max 2 decimal places"/>
Number Legal Returns (Quality) *	<input type="text" value="0-500; integer"/>
Number of Octopus *	<input type="text" value="0-99; if >0 must have Octopus Weight >0"/>
Est. kg Octopus *	<input type="text" value="0-999.99; if >0 must have Number Octopus >0"/>
Did you retain Other Bycatch? *	<input type="text" value="--- None Selected ---"/>
Were there any Discard Species? *	<input type="text" value="--- None Selected ---"/>
Wildlife Interaction *	<input type="text" value="--- None Selected ---"/>

True and Accurate Declaration

 I certify the information recorded on this Daily/C&E Log is true and correct.

This message will appear.

Successful


 Report Submitted! Trip: N106241015B

Once submitted then select reports to return to the reports menu to select next report.

OFFICIAL

If required, select the 3rd report “Land Take Home Rock Lobster Only”.

NZ Rock Lobster

Start Trip 

Daily/C&E Report 

Land Take Home Rock Lobster Only 

Unload Report 

Enter required information. Once the form is complete the Fisher is to “Submit” the report.

NZ Rock Lobster - Land Take Home Rock Lobster Only

Trip ID *	<input type="text" value="--- None Selected ---"/>
Licence *	<input type="text"/>
Signatory *	<input type="text" value="--- None Selected ---"/>
Phone *	<input type="text"/>
Date and Time of Unload *	<input type="text" value="15-10-2024 12:45"/>
Location of Unload *	<input type="text" value="--- None Selected ---"/>
Take Home Qty *	<input type="text" value="0-2; integer"/>

Submit

Cancel

True and Accurate Declaration



I certify the information recorded on this CDR is true and correct.

Confirm

Cancel

This message will appear. Then certify correct and select confirm.

Successful



Report Submitted! Trip: N106241015B

Reports

Home

This message will appear.

Once submitted then select reports to return to the reports menu to select next report.

Select the 4th report “Unload Report”.

NZ Rock Lobster

- Start Trip
- Daily/C&E Report
- Land Take Home Rock Lobster Only
- Unload Report

Enter required information. Once the form is complete the Fisher is to “Submit” the report.

NZ Rock Lobster - Unload Report

Form fields for Unload Report including Trip ID, Licence, Signatory, Phone, Total RL Taken, Total in Corf, Total Mortalities, Total Pot Lifts, Date and Time of Unload, Location of Unload, Processor, No. of RL Consigned to Processor, No. of Bins, Summary of Take Home Qty, and Giant Crab Qty.

True and Accurate Declaration

I certify the information recorded on this CDR is true and correct. Confirm Cancel

This message will appear. Then certify correct and select confirm. This message will appear.

Successful

Report Submitted! Trip: N106241015B Reports Home

Your trip details have now all been completed.

Additional eCatch Functionality

In addition to the entry of Trip Reports, the eCatch portal can be utilised to undertake the following:

- Review submitted trip reports (ie CDRs and C&E Logs)
- Make an edit request for a submitted Report
- Export reports into a Microsoft Excel document
- Review Fishwatch Call reports made by the Fisher
- Review Fishwatch App reports made by the Fisher
- Inbox, eCatch email capability
- Review licence particulars and control master access
- Review your user info.


In order to review submitted trip reports ie CDRs & C&E Logs, you can click on

Report Dashboard 

Upon clicking on the “Report Dashboard” the following options appear:

Trip Report Dashboard 

Export Report (Fisher) 

FishWatch Call Report 

FishWatch App Report 

Trip Report Dashboard - the trip report dashboard displays the Trips submitted you for the licence. Within the Trip Report dashboard, you have the ability to enter in parameters to limit their search. This is undertaken via data entry into one or all of the following.

Trip Reports

From To Fish Type: Status: Error: Pirsa DB:

Show entries Search:

TripID	Fish Type	Reported By	Depart Date	Landing Date	Status	Purchase Status	HasError	HasErrorTag	InPirsaDB	Action
--------	-----------	-------------	-------------	--------------	--------	-----------------	----------	-------------	-----------	--------

Trip Reports

From: 15/05/2024 To: Fish Type: None selected Status: None selected Error: --None Selected-- PIRSA DB: --None Selected-- Search:

Show 16 entries Search: n106

TripID	Fish Type	Reported By	Depart Date	Landing Date	Status	Purchase Status	HasError	HasErrorTag	InPirsaDB	InPIMMSDB	Cancel Date	Action
N106241015A	NZ Rock Lobster	N106	15/10/2024 12:00:00 AM	15/10/2024 9:53:52 AM	Pending		No	No				Show Details Cancel Trip
N106241015D	NZ Rock Lobster	N106	15/10/2024 12:00:00 AM	15/10/2024 12:50:00 PM	Completed	Pending	No	No				Show Details
N106241014A	NZ Rock Lobster	N106	14/10/2024 12:00:00 AM	14/10/2024 8:17:49 AM	Pending		No	No				Show Details Cancel Trip

Showing 1 to 3 of 3 entries Previous 1 Next

TripID – is the CDR number, which is represented as the licence number combined with reverse date, followed by a letter which indicates the number of trips undertaken in the same day.

Landing Date - is the time the CDR was submitted to the eCatch system either through the Commercial Fishing SA application, eCatch direct, the Fishwatch Call centre or a third-party application.

Status – indicates if the report has been submitted by the Fisher in its entirety.

Purchase Status – indicates if the report has been completed by the Fish Processor.

InPirsaDB – indicates if the report has been submitted to PIRSA Information Management System, the system used to control the quota allocated to the Fisher.

Action – You have the ability to “Show Details” associated with the report that has been made against the licence. By clicking on this link, you are provided with all details associated with the entered information, for the caught species. See image.

Report Activities - NZ Rock Lobster - N106241015B

Show entries Search:

Report	Report ID	Submit Date	Create Date	Has Error	Has Tag Error	Action
Daily/C&E	NRLCD293	15/10/2024 10:52:40 AM	15/10/2024 10:52:40 AM	No		Edit Delete
Start	T27651	15/10/2024 10:48:43 AM	15/10/2024 10:48:43 AM	No		Edit Delete Trip
Take Home	NRLTH135	15/10/2024 12:47:34 PM	15/10/2024 12:47:34 PM	No		Edit Delete
Unload	NRL5158	15/10/2024 12:59:26 PM	15/10/2024 12:59:26 PM	No	No	Edit Delete

Showing 1 to 4 of 4 entries Previous Next

Trip Overview - NZ Rock Lobster - N106241015B

Trip ID	N106241015B	Licence	N106	Signatory	eCDR Test2
Submit Date	15/10/2024 10:48:43 AM	Status	Completed	Phone	0411 123 456
Area Fishing	Outer Region	Carried over from previous Trip:	No	RL On Vessel (Previous Trip):	RL In Corf (Previous Trip):
Left On Vessel	0	Left In Corf	0	Take Home Qty	1
Has Error	No	Has Tag Error	No	InPirsaDb	
Note					
Processor: FP0018	No. of RL Consigned: 49	Number Bins: 0	Giant Crab Qty: 0	Purchase: Pending	

Start Trip Report - NZ Rock Lobster - N106241015B

Show entries Search:

Has Error	Report ID	Licence	Signatory	Vessel	Are you using WA Batten Pots?	Main Bait Used	If Other, please specify	Phone	Area Fishing	Carried over from previous Trip	Last CDR No.	RL on Vessel	RL in Corf	Will fishing occur before unload?
No	T27651	N106	eCDR Test2	Simply the best	Yes	Barracuda		0411 123 456	Outer Region	No				Yes

Showing 1 to 1 of 1 entries Previous Next

Daily/C&E Report - NZ Rock Lobster - N106241015B

Show 10 entries Search:

Has Error	Report ID	Date	Area	Depth Unit	Depth	Soak Days	RL Taken	RL Into Corf	Mortalities on Board/in Corf	Pot Lifts on day	Number Undersize Returned	Pot Mortalities	Number Spawning Returned	Legal Returns (Size) (kg)	Number Legal Returns (Quality)	Number of Octopus	Est. kg Octopus	Did you retain Other Bycatch	Were there any Discard Species	Wildlife Interaction
No	NRLCD293	15/10/2024	6	Metres	77	1	50	0	0	65	0	0	0	0	0	0	0	No	No	No

Showing 1 to 1 of 1 entries Previous **1** Next

Retained Species Report - NZ Rock Lobster - N106241015B

Show 10 entries Search:

Has Error	Report ID	Daily/C&E Report Id	Species	Form	(kg)	Number
No data available in table						

Showing 0 to 0 of 0 entries Previous Next

Discard Species Report - NZ Rock Lobster - N106241015B

Show 10 entries Search:

Has Error	Report ID	Daily/C&E Report Id	Discard Species	Discard Number
No data available in table				

Showing 0 to 0 of 0 entries Previous Next

TEPS Report - NZ Rock Lobster - N106241015B

Show 10 entries Search:

Has Error	Report ID	Daily/C&E Report Id	Observer on Board	Gear Code	Activity/Shot No	Time (24 hr)	Location Latitude	Location Longitude	Area Code	Species	Number of Animals	Nature of Interaction	Number of Caught	Number of Entanglement	Number of Impact/Collision	Number of Other	Status	Number of Alive	Number of Dead	Number of Injured	Number of Unknown	Fate	Number of Released	Number of Kept/Retained	Number of Discarded
No data available in table																									

Showing 0 to 0 of 0 entries Previous Next

Land Take Home Rock Lobster Only Report - NZ Rock Lobster - N106241015B

Show 10 entries Search:

Has Error	Report ID	Licence	Signatory	Phone	Date and Time of Unload	Location of Unload	Take Home Qty
No	NRLTH135	N106	eCDR Test2	0411 123 456	15/10/2024 12:45:00 PM	Port Lincoln	1

Showing 1 to 1 of 1 entries Previous **1** Next

Unload Report - NZ Rock Lobster - N106241015B

Show 10 entries Search:

Has Error	Purchase Status	Report ID	Licence	Signatory	Phone	Total RL Taken	Total in Corf	Total Mortalities	Total Pot Lifts	Total RL (Carried Over + Current Trip - Mortalities)	On Vessel	In Corf	Date and Time of Unload	Location of Unload	Processor	Processor Name	No. of RL Consigned to Processor	No. of Bins	Summary of Take Home Qty	Giant Crab Qty
No	Pending	NRLL5158	N106	eCDR Test2	0411 123 456	50	0	0	65	50	0	0	15/10/2024 12:50:00 PM	Port Lincoln	FP0018	eCDR Test1	49	0	1	0

Showing 1 to 1 of 1 entries Previous **1** Next

Tag Report - NZ Rock Lobster - N106241015B

Show 10 entries Search:

Has Error	Report ID	Processor	First Tag of Series	Last Tag of Series	Individual Tag	Unload Report Id
No data available in table						

Showing 0 to 0 of 0 entries Previous Next

Please note, you have the ability to make the request to edit your report from this screen if you have made a mistake after submission. Neither the Commercial Fishing SA application or other third-party applications will allow the Fisher to directly edit their submitted report/s. Edits can be requested through the PIRSA eCatch portal by clicking on the [edit](#) link (see above image).

If an edit is required, you will be taken to your report within PIRSA eCatch and can make a request to change the fields within the report. You will be required to submit the report which is then sent to PIRSA Leasing and Licensing for their attention.

Export Report Fisher – The feature allows you to extract a summary of your Reports which exports to an excel spreadsheet.

Export Report (Fisher)

Export Report (Fisher) ✎

Date of Set — Bait Net Report;

Start Date — Temporary Relief Master Report;

Start

End

Fishery Type *

Trip Status

Export

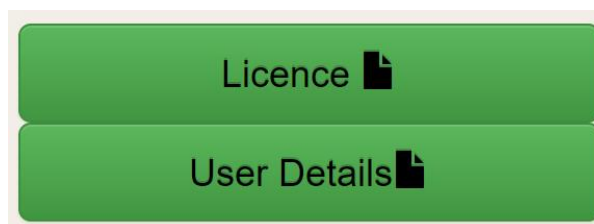
Fishwatch Call Report – the link will display all Fishwatch Call reports submitted by the you.

Fishwatch App Report – the link will display all Fishwatch App reports submitted by the you.

Within the homepage you can access your user and licence data. In order to access this data, you will be required to click on:



You will be presented with the following options:



Licence - by clicking on “Licence”, and then [Show Details](#) you can view detail in relation to your licence.

Licence Details

[Quota Balance Statement](#) [PIRSA Licence XML](#)

Licence Overview - NZ Rock Lobster- N108

Licence	N108	Type	NZ Rock Lobster	Licence Holder	eCDR Test4
Last Updated On	22/05/2023 2:10:52 PM				

Quotas

Show **10** entries Search:

Action	Category	Name	Quota Allocated	Temporary Transfers	Permanent Transfers	Adjustments	Caught to Date	Quota Remaining	Units
	Quotas	NZ Rock Lobster Outer Region	1000000.0	0.0	0.0	0.0	0.0	5845000000	Weight (Kg)
	Quotas	NZRL Take Home	30.0	0.0	0.0	0.0	0.0	56700.0	Number
	Quotas	NZ Rock Lobster Inner Region	1000000.0	0.0	0.0	0.0	0.0	2500000000	Weight (Kg)
	Quotas	Giant Crab - NZ	200.0	0.0	0.0	0.0	0.0	400000.0	Weight (Kg)

The report displays the quota allocated to the licence, inclusive “caught to date” quota and “quota remaining”.

The report displays “licence users”, the Licence Holder can suspend and modify access to any master’s associated with the Licence.

Additional details including the assets, devices and conditions are displayed in this view.

User Details – the screen allows you to view your user info, ie:

User Info

User Details - eCDR Test2

First Name	eCDR	Last Name	Test2	Other Names	
Home Phone		Mobile Phone		Business Phone	
Fax Number		Email	eCDRtest2.pirsa@gmail.com	Post Code	5042
Address	1234 SOUTH ROAD	Suburb Town	CLOVELLY PARK		

Licence User

Show **10** entries Search:

Role	Licence	Trip Alert (All report errors and overdue, but not submission confirmation)	Trip Summary (A single summary, delivered after the trip is completed)	All Email (All email)
Licence Holder	M536	<input type="checkbox"/>	<input type="checkbox"/>	<input type="checkbox"/>

In addition, you can elect to receive emails associated with your licence activity.

Attachment A

1. Start Trip	2. Daily/C&E Report	3. Prior to Unload	4. Land Take Home RL	5. Unload
<p>Vessel *</p> <p>N/A</p> <p>Are you using WA Batten Pots? *</p> <p>Please select</p> <p>Main Bait Used *</p> <p>Please select</p> <p>Area of Fishing *</p> <p>Please select</p> <p>Carried over from previous Trip *</p> <p>Please select</p> <p>Will fishing occur before unload? *</p> <p>Please select</p> <p>NEXT →</p>	<p>Trip ID *</p> <p>Please select</p> <p>Date *</p> <p>19/11/2024</p> <p>Area Code *</p> <p>Please select</p> <p>Depth Unit *</p> <p>Metres</p> <p>Depth *</p> <p>Enter...</p> <p>Soak Days *</p> <p>Enter...</p> <p>RL Taken *</p> <p>Enter...</p> <p>RL into Corf *</p> <p>Enter...</p> <p>Mortalities on Board/in Corf *</p> <p>Enter...</p> <p>Pot Lifts on Day *</p> <p>Enter...</p> <p>Number Undersize Returned *</p> <p>Enter...</p> <p>Mortalities in Pot *</p> <p>Enter...</p> <p>Number Spawning Returned *</p> <p>Enter...</p> <p>Legal Returns (Size) (kg) *</p> <p>Enter...</p> <p>Number Legal Returns (Quality) *</p> <p>Enter...</p> <p>Number of Octopus *</p> <p>Enter...</p> <p>Est. kg Octopus *</p> <p>Enter...</p> <p>Did you retain Other Bycatch? *</p> <p>Please select</p> <p>Were there any Discard Species? *</p> <p>Please select</p> <p>Wildlife Interaction *</p> <p>Please select</p> <p>NEXT →</p>	<p>What port are you unloading at *</p> <p>Port Lincoln</p> <p>Estimated date of unloading *</p> <p>15/10/2024</p> <p>Estimated time of unloading *</p> <p>10:29</p> <p>What Processor(s) will you be unloading to *</p> <p>FP0363 - eCDR Test15</p> <p>How many take-home lobsters are being landed *</p> <p>Enter...</p> <p>Number of Giant Crabs landed (max 5) *</p> <p>Enter...</p> <p>Trip ID *</p> <p>Please select</p> <p>Are you setting pots in another region before unloading your catch *</p> <p><input type="checkbox"/></p> <p>Are you unloading to more than one processor *</p> <p><input type="checkbox"/></p> <p>NEXT →</p>	<p>Trip ID *</p> <p>Please select</p> <p>Date and Time of Unload *</p> <p>15/10/2024 13:19</p> <p>Location of Unload *</p> <p>Port Lincoln</p> <p>Take Home Qty *</p> <p>Enter...</p> <p>NEXT →</p>	<p>Trip ID *</p> <p>Please select</p> <p>Total RL Taken *</p> <p>Enter...</p> <p>Total in Corf *</p> <p>Enter...</p> <p>Total Mortalities (on Board/in Corf) *</p> <p>Enter...</p> <p>Total Pot Lifts *</p> <p>Enter...</p> <p>Total RL (Carried Over + Current Trip - Mortalities) *</p> <p>Enter...</p> <p>Carried over to next CDR On Vessel *</p> <p>Enter...</p> <p>Carried Over to next CDR in Corf *</p> <p>Enter...</p> <p>Date and Time of Unload *</p> <p>22/08/2024 10:19</p> <p>Location of Unload *</p> <p>Arno Bay</p> <p>Processor *</p> <p>FP0363 - eCDR Test15</p> <p>No. of RL Consigned to Processor *</p> <p>Enter...</p> <p>No. of Bins *</p> <p>Enter...</p> <p>No. of Bins *</p> <p>Enter...</p> <p>Tag</p> <p>#1</p> <p>First Tag of series Last Tag of series</p> <p>Enter... Enter...</p> <p>Individual Tag</p> <p>Enter...</p> <p>ADD TAG SERIES</p> <p>Summary of Take Home Qty *</p> <p>Enter...</p> <p>Giant Crab Qty *</p> <p>Enter...</p> <p>NEXT →</p>